



MagnumStone
RETAINING WALLS

www.magnumstone.com | 1 (800) 939-9193

MAGNUMSTONE INSIDE CURVED (CONCAVE) WALL GENERIC LAYOUT

SHEET CONTENT

101

0101-MS-APX

SHEET REFERENCE

GENERAL NOTES:

These drawings are intended solely to act as an aid when designing a wall. This drawing should not be used for final design or construction.

Each site-specific wall should be certified and signed by a registered geotechnical engineer in the State or Province that it is being built. The accuracy and use of the details in this document are the sole responsibility of the user.

1ST COURSE (BASE)

MAGNUMSTONE® BASE BLOCK

APPROVED
COMPACTED
BACKFILL

R12' (R3700mm)
(INNER RADIUS)
R9'-10" (R3000mm)
(MIN OUTER RADIUS)

2ND COURSE

APPROVED
COMPACTED
BACKFILL

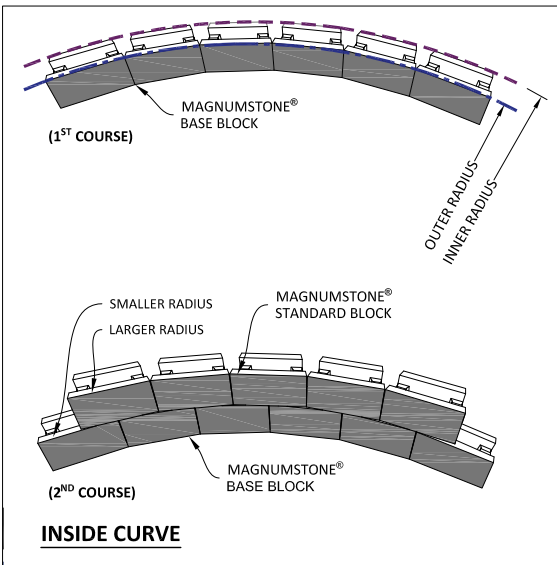
2"
[25mm]
SETBACK

R9'-10" (R3000mm)
(MIN OUTER RADIUS)
R9'-9" (R2975mm)
COURSE 2 RADIUS (UPPER)

MAGNUMSTONE® STANDARD BLOCK

MAGNUMSTONE® STANDARD
BLOCK SECURELUGS TO FIT INTO
LOWER BLOCK'S HOLLOW CORE

MAGNUMSTONE® BASE BLOCK





MagnumStone
RETAINING WALLS

www.magnumstone.com | 1 (800) 939-9193

MAGNUMSTONE OUTSIDE CURVED (CONVEX) WALL GENERIC LAYOUT

SHEET CONTENT

102

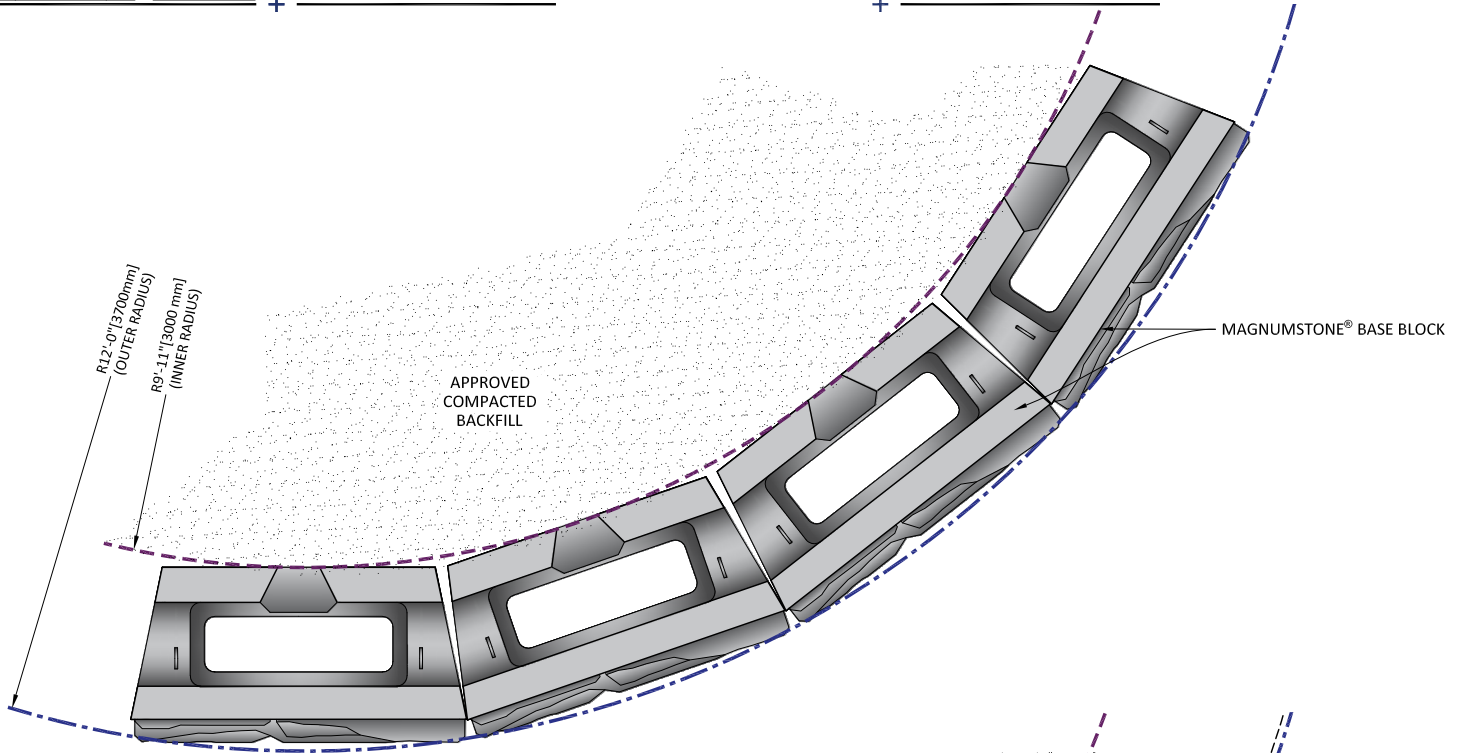
0101-MS-APX

SHEET REFERENCE

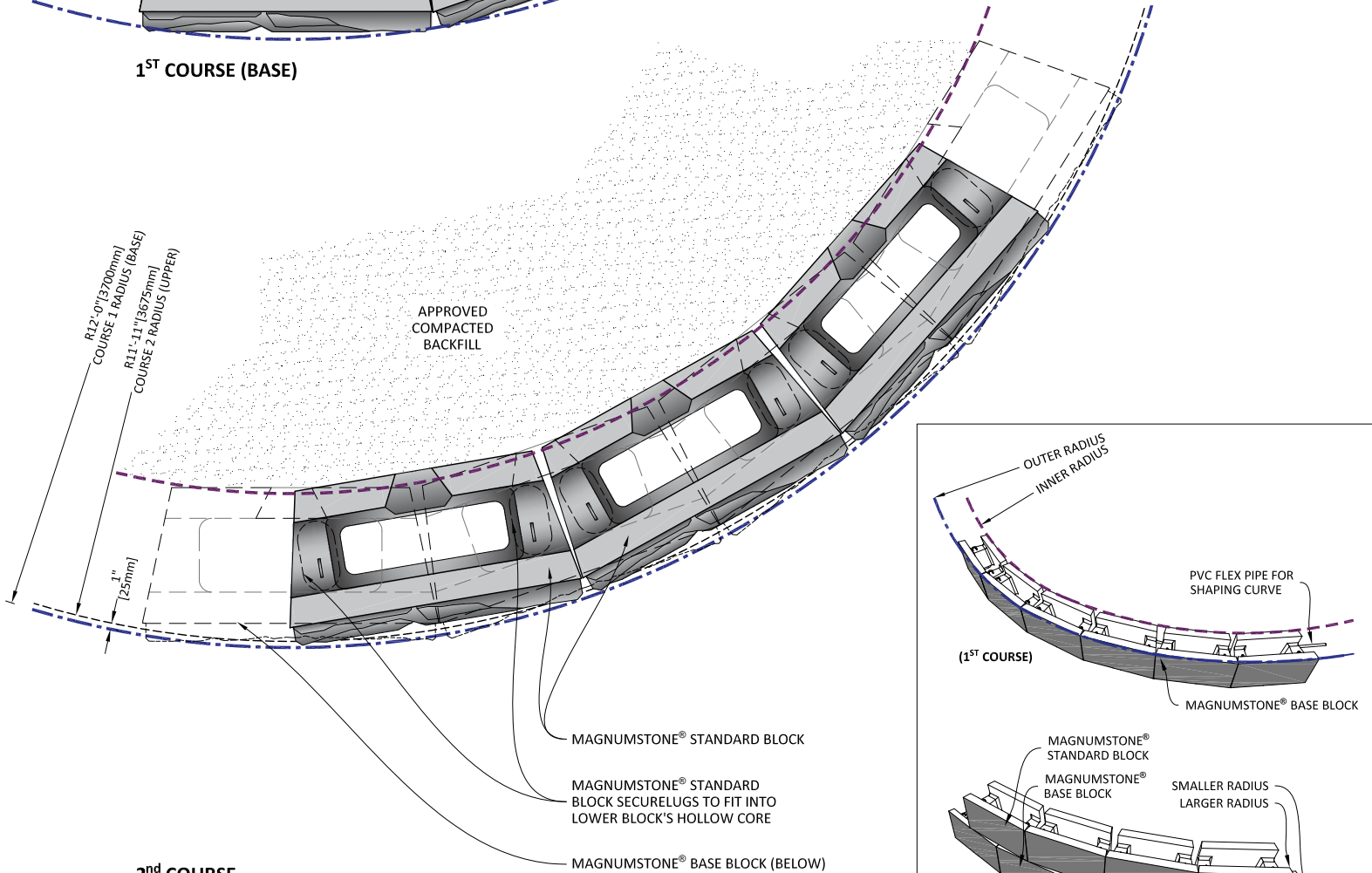
GENERAL NOTES:

These drawings are intended solely to act as an aid when designing a wall. This drawing should not be used for final design or construction.

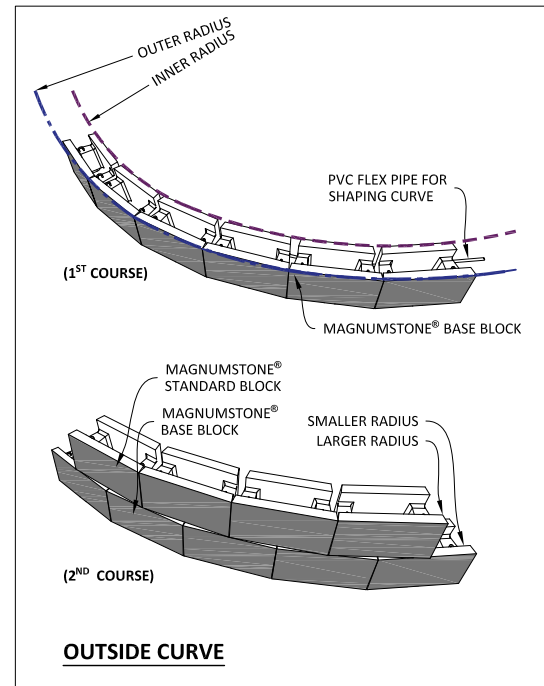
Each site-specific wall should be certified and signed by a registered geotechnical engineer in the State or Province that it is being built. The accuracy and use of the details in this document are the sole responsibility of the user.



1ST COURSE (BASE)



2ND COURSE



OUTSIDE CURVE



MAGNUMSTONE GEOGRID CURVED WALL DIAGRAM

SHEET CONTENT

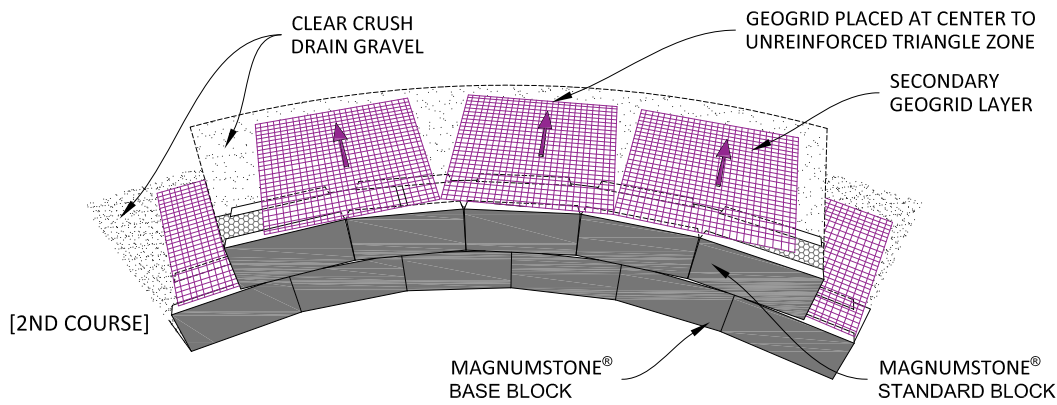
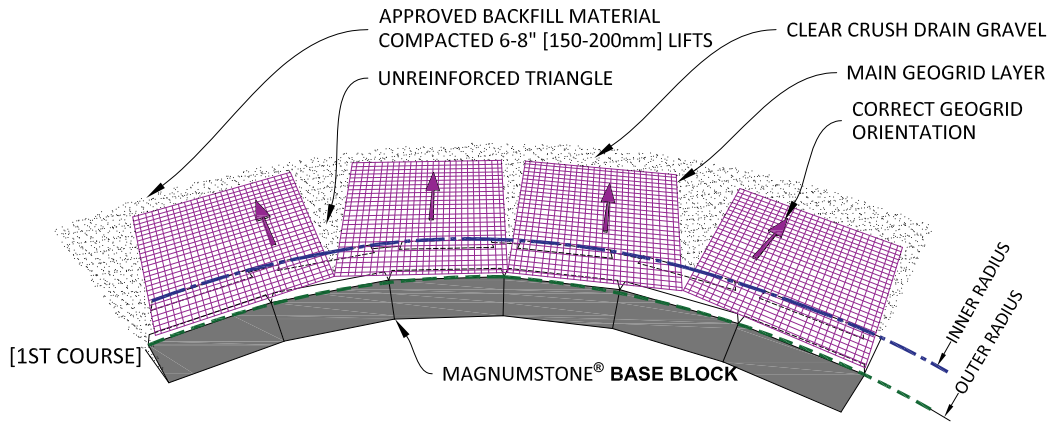
201

0101-MS-APX

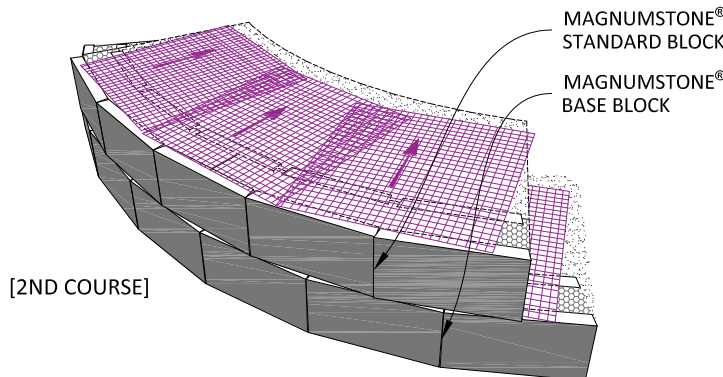
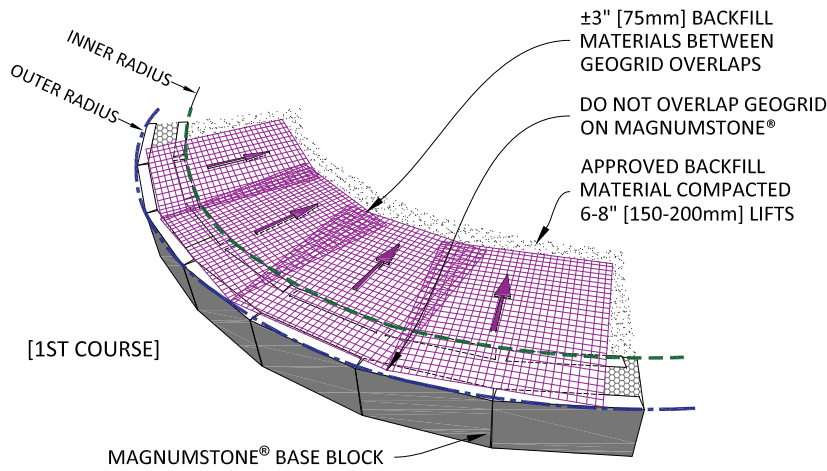
SHEET REFERENCE

GENERAL NOTES:

These drawings are intended solely to act as an aid when designing a wall. This drawing should not be used for final design or construction.
Each site-specific wall should be certified and signed by a registered geotechnical engineer in the State or Province that it is being built. The accuracy and use of the details in this document are the sole responsibility of the user.



INSIDE CURVE



OUTSIDE CURVE



MagnumStone
RETAINING WALLS

www.magnumstone.com | 1 (800) 939-9193

MAGNUMSTONE GRAVITY CURVED WALL DIAGRAM

SHEET CONTENT

202

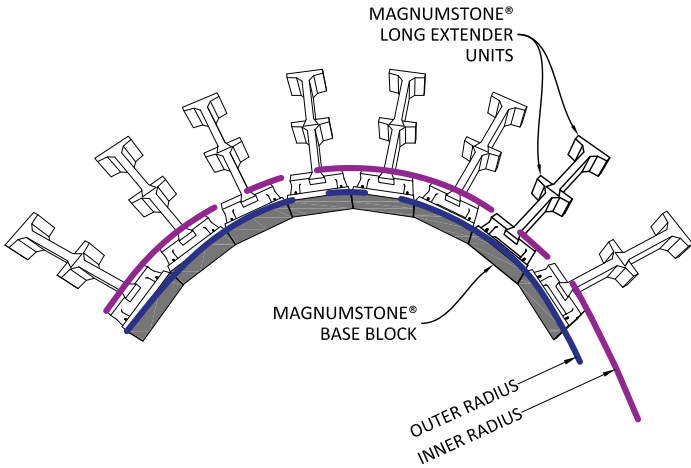
0101-MS-APX

SHEET REFERENCE

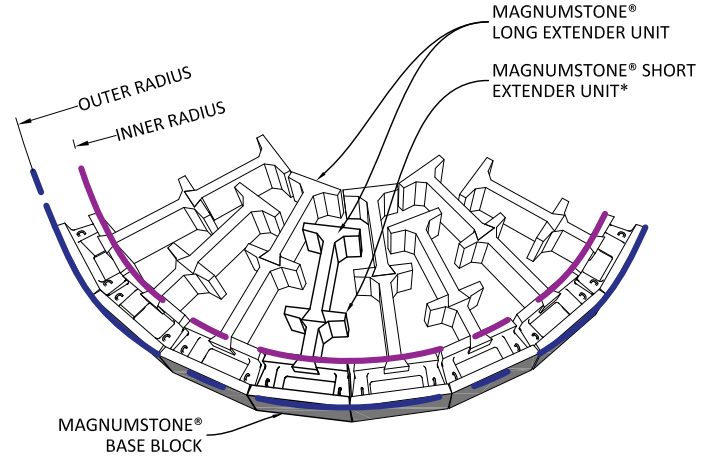
GENERAL NOTES:

These drawings are intended solely to act as an aid when designing a wall. This drawing should not be used for final design or construction.

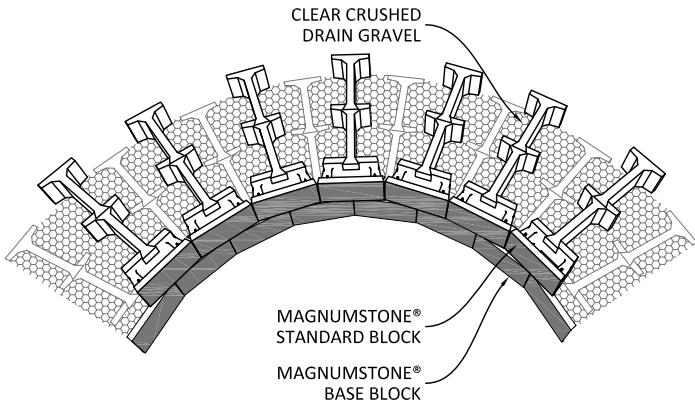
Each site-specific wall should be certified and signed by a registered geotechnical engineer in the State or Province that it is being built. The accuracy and use of the details in this document are the sole responsibility of the user.



[1ST COURSE]

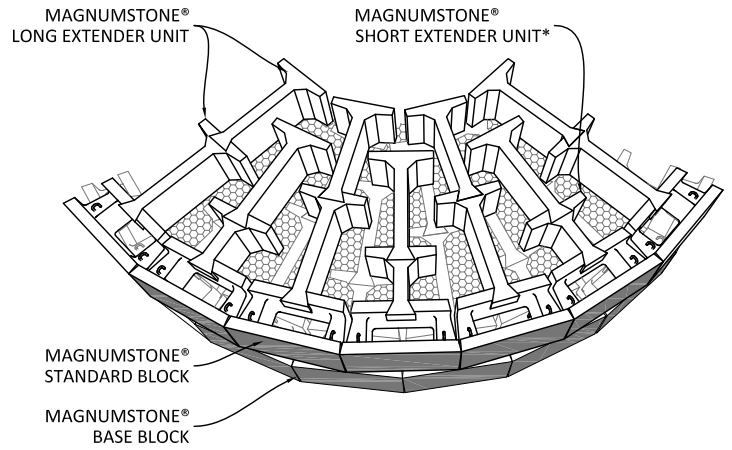


[1ST COURSE]



[2ND COURSE]

INSIDE CURVE



[2ND COURSE]

OUTSIDE CURVE



MagnumStone
RETAINING WALLS

www.magnumstone.com | 1 (800) 939-9193

MAGNUMSTONE POSITIVE CONNECTION CURVED WALL DIAGRAM

SHEET CONTENT

203

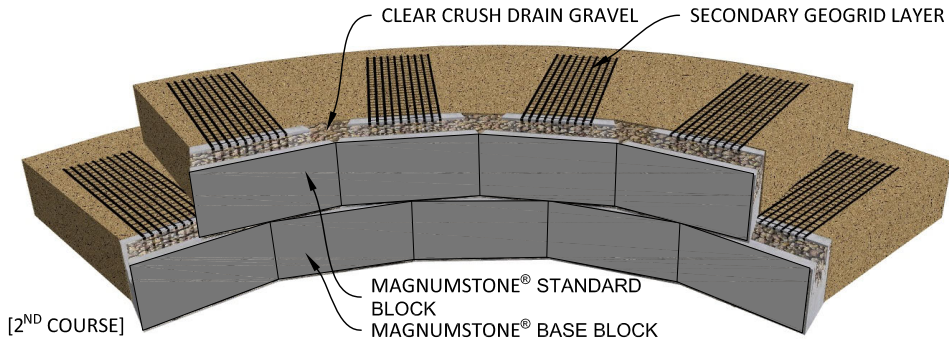
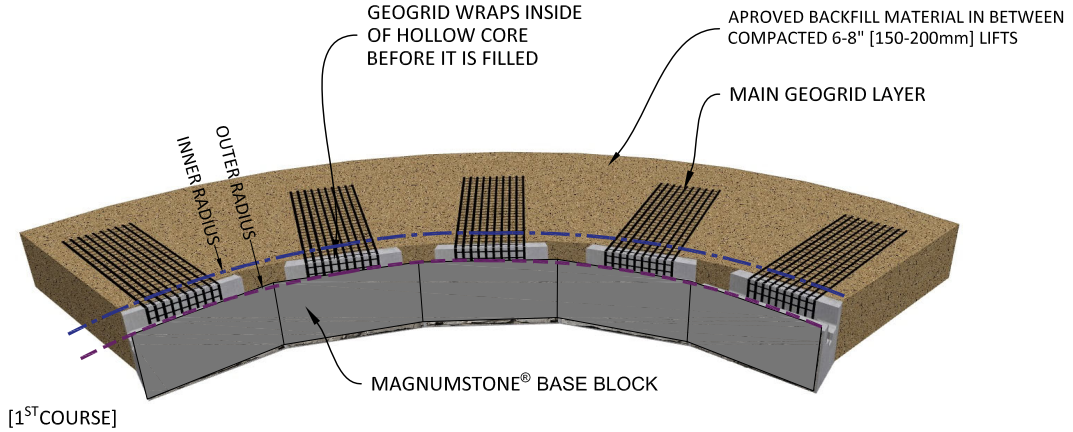
0101-MS-APX

SHEET REFERENCE

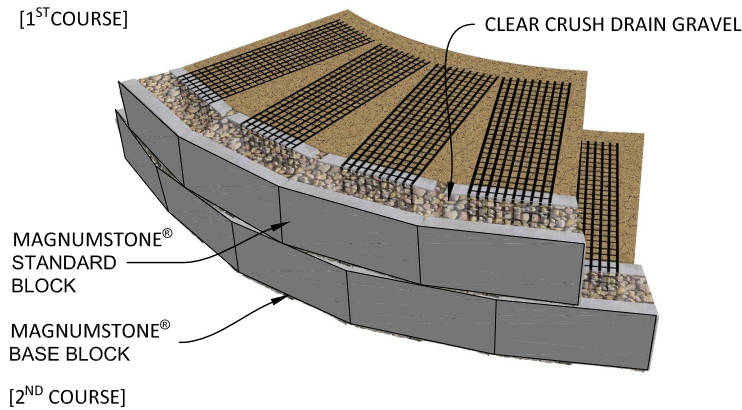
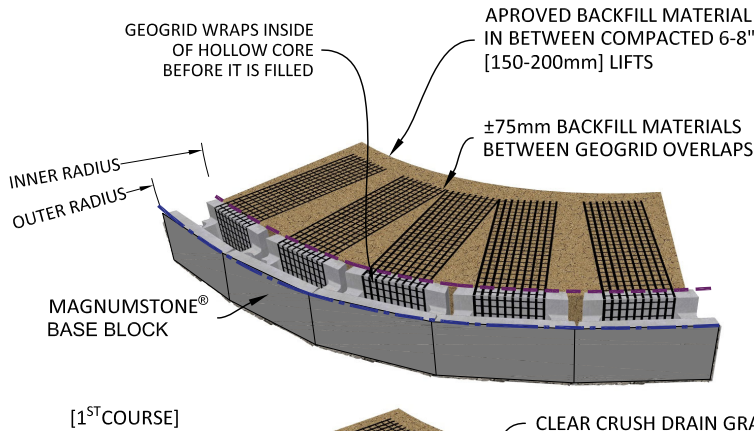
GENERAL NOTES:

These drawings are intended solely to act as an aid when designing a wall. This drawing should not be used for final design or construction.

Each site-specific wall should be certified and signed by a registered geotechnical engineer in the State or Province that it is being built. The accuracy and use of the details in this document are the sole responsibility of the user.



INSIDE CURVE



OUTSIDE CURVE