

01 **WALL CROSS SECTION**
SCALE 1 : 20

GENERAL NOTES:

These drawings are intended solely to act as an aid when designing a wall. This drawing should not be used for final design or construction.

Each site-specific wall should be certified and signed by a registered geotechnical engineer in the State or Province that it is being built.

The accuracy and use of the details in this document are the sole responsibility of the user.

Rev	DESCRIPTION	DATE
01	ADDENDUM INFORMATION	08-10-2023
00	INTERNAL APPROVAL	07-01-2023

REMARKS:

PURPOSE OF ISSUE:

- INFORMATION
- REVIEW / APPROVAL
- PRODUCTION

SHEET CONTENT

MAGNUMSTONE GEOGRID WALL WATER APPLICATION

CROSS SECTION

SHEET REFERENCE


101

1110-MS-WTR

DRAWING INFORMATION

SCALE : AS INDICATED
PAPER SIZE: 17" WD X 11" HT
PREPARED BY: RM





GENERAL NOTES:

These drawings are intended solely to act as an aid when designing a wall. This drawing should not be used for final design or construction.

Each site-specific wall should be certified and signed by a registered geotechnical engineer in the State or Province that it is being built.

The accuracy and use of the details in this document are the sole responsibility of the user.

Rev	DESCRIPTION	DATE
01	ADDENDUM INFORMATION	08-10-2023
00	INTERNAL APPROVAL	07-01-2023

REMARKS:

PURPOSE OF ISSUE:

- INFORMATION
- REVIEW / APPROVAL
- PRODUCTION

SHEET CONTENT

MAGNUMSTONE GEOGRID WALL WATER APPLICATION

PERSPECTIVE

SHEET REFERENCE

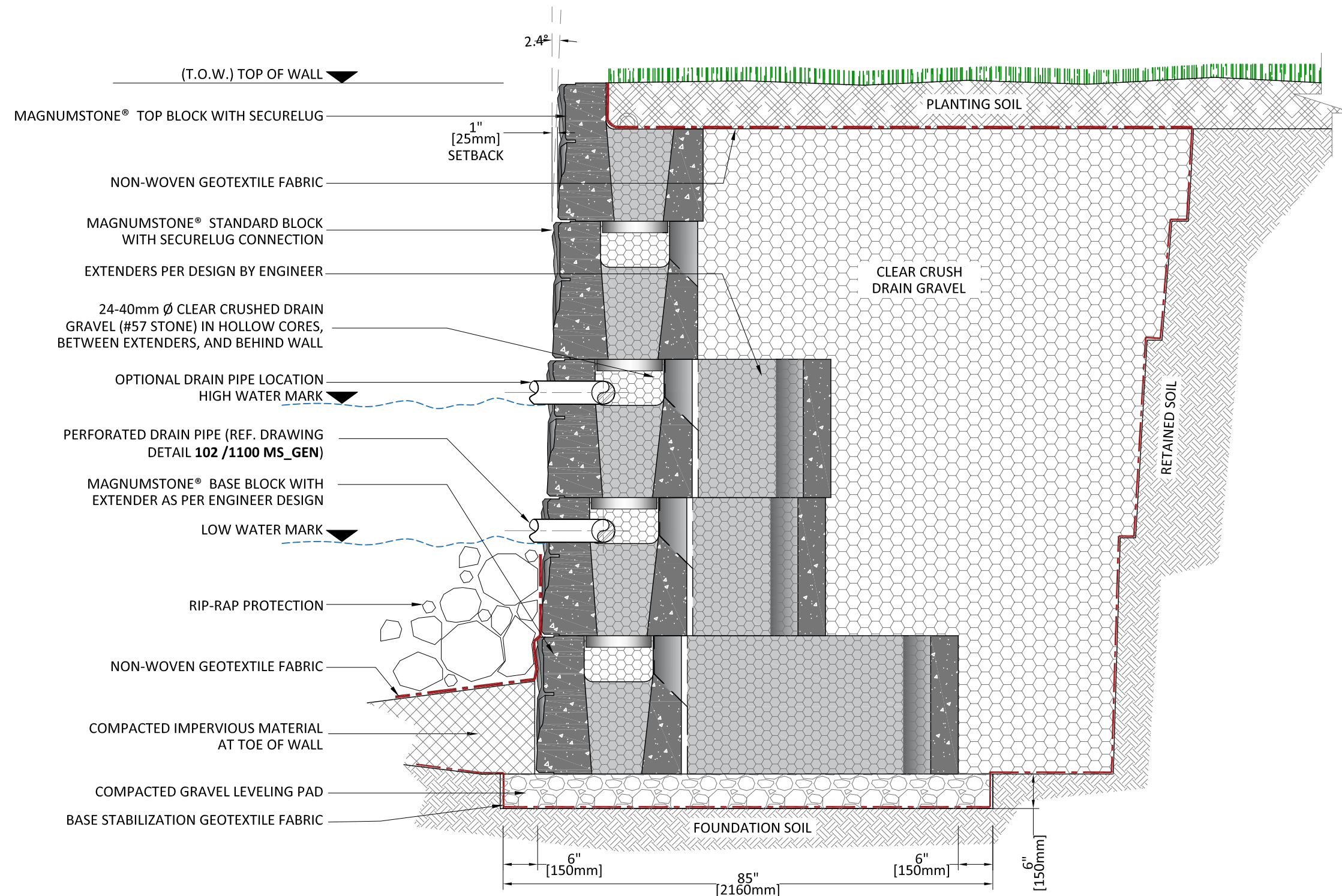
201

1110-MS-WTR

DRAWING INFORMATION

SCALE : AS INDICATED
 PAPER SIZE: 17" WD X 11" HT
 PREPARED BY: RM





(T.O.W.) TOP OF WALL ▼

MAGNUMSTONE® TOP BLOCK WITH SECURELUG

NON-WOVEN GEOTEXTILE FABRIC

MAGNUMSTONE® STANDARD BLOCK WITH SECURELUG CONNECTION

EXTENDERS PER DESIGN BY ENGINEER

24-40mm Ø CLEAR CRUSHED DRAIN GRAVEL (#57 STONE) IN HOLLOW CORES, BETWEEN EXTENDERS, AND BEHIND WALL

OPTIONAL DRAIN PIPE LOCATION

PERFORATED DRAIN PIPE (REF. DRAWING DETAIL 102 /1100 MS_GEN)

MAGNUMSTONE® BASE BLOCK WITH EXTENDER AS PER ENGINEER DESIGN

RIP-RAP PROTECTION

NON-WOVEN GEOTEXTILE FABRIC

COMPACTED IMPERVIOUS MATERIAL AT TOE OF WALL

COMPACTED GRAVEL LEVELING PAD

BASE STABILIZATION GEOTEXTILE FABRIC

2.4°

1" [25mm] SETBACK

PLANTING SOIL

CLEAR CRUSH DRAIN GRAVEL

RETAINED SOIL

HIGH WATER MARK

LOW WATER MARK

FOUNDATION SOIL

6" [150mm]

85" [2160mm]

6" [150mm]

6" [150mm]

GENERAL NOTES:

These drawings are intended solely to act as an aid when designing a wall. This drawing should not be used for final design or construction.

Each site-specific wall should be certified and signed by a registered geotechnical engineer in the State or Province that it is being built.

The accuracy and use of the details in this document are the sole responsibility of the user.

Rev	DESCRIPTION	DATE
01	ADDENDUM INFORMATION	08-10-2023
00	INTERNAL APPROVAL	07-01-2023

REMARKS:

PURPOSE OF ISSUE:

INFORMATION

REVIEW / APPROVAL

PRODUCTION

SHEET CONTENT

MAGNUMSTONE GRAVITY WALL WATER APPLICATION

CROSS SECTION

SHEET REFERENCE

102

1110-MS-WTR

DRAWING INFORMATION

SCALE: AS INDICATED

PAPER SIZE: 17" WD X 11" HT


PREPARED BY: RM



02

WALL CROSS SECTION

SCALE 1 : 20



GENERAL NOTES:

These drawings are intended solely to act as an aid when designing a wall. This drawing should not be used for final design or construction.

Each site-specific wall should be certified and signed by a registered geotechnical engineer in the State or Province that it is being built.

The accuracy and use of the details in this document are the sole responsibility of the user.

Rev	DESCRIPTION	DATE
01	ADDENDUM INFORMATION	08-10-2023
00	INTERNAL APPROVAL	07-01-2023

REMARKS:

PURPOSE OF ISSUE:

- INFORMATION
- REVIEW / APPROVAL
- PRODUCTION

SHEET CONTENT

MAGNUMSTONE GRAVITY WALL WATER APPLICATION

PERSPECTIVE

SHEET REFERENCE

202

1110-MS-WTR

DRAWING INFORMATION

SCALE : AS INDICATED
 PAPER SIZE: 17" WD X 11" HT
 PREPARED BY: RM



MagnumStone
 RETAINING WALLS

www.MAGNUMSTONE.com | 1 (800) 939-9193