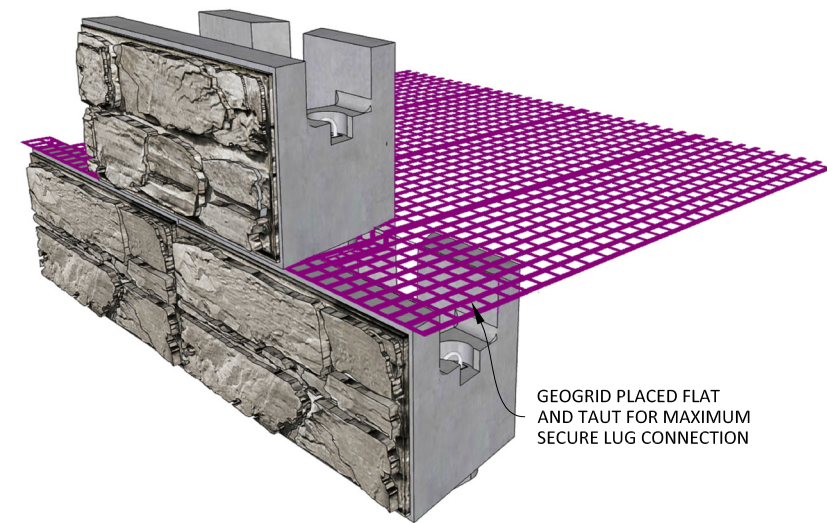
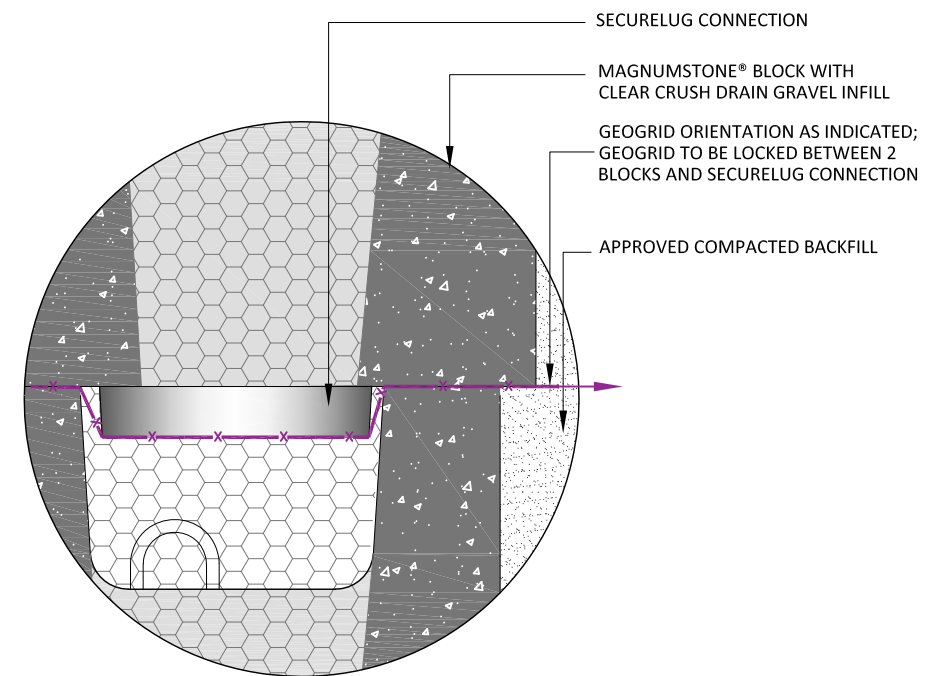


01 WALL CROSS SECTION
SCALE 1 : 25



02 ISOMETRIC VIEW



03 DETAIL
N.T.S.

GENERAL NOTES:

These drawings are intended solely to act as an aid when designing a wall. This drawing should not be used for final design or construction.

Each site-specific wall should be certified and signed by a registered geotechnical engineer in the State or Province that it is being built.

The accuracy and use of the details in this document are the sole responsibility of the user.

Rev	DESCRIPTION	DATE
01	ADDENDUM INFORMATION	08-10-2023
00	INTERNAL APPROVAL	07-01-2023

REMARKS:

PURPOSE OF ISSUE:

- INFORMATION
- REVIEW / APPROVAL
- PRODUCTION

SHEET CONTENT

MAGNUMSTONE GEOGRID WALL CROSS SECTION DETAILS

SHEET REFERENCE

101

1101-MS-GEO

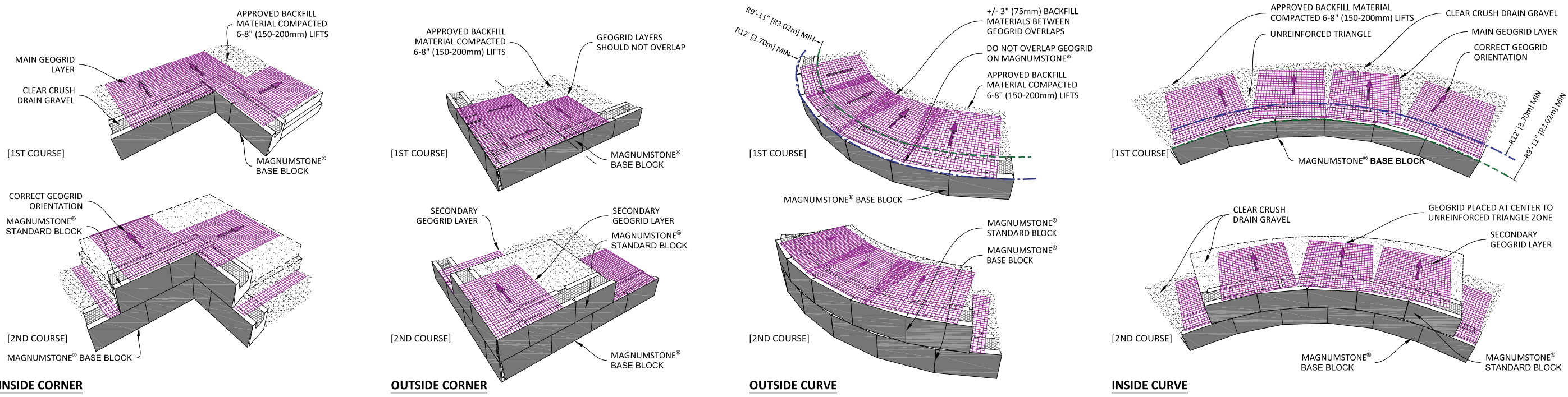
DRAWING INFORMATION

SCALE : AS INDICATED
PAPER SIZE: 17" WD X 11" HT
PREPARED BY: RM



MagnumStone
RETAINING WALLS

www.MAGNUMSTONE.com | 1 (800) 939-9193



01 CURVES AND CORNERS
N.T.S.

GENERAL NOTES:
These drawings are intended solely to act as an aid when designing a wall. This drawing should not be used for final design or construction.
Each site-specific wall should be certified and signed by a registered geotechnical engineer in the State or Province that it is being built.
The accuracy and use of the details in this document are the sole responsibility of the user.

01	ADDENDUM INFORMATION	08-10-2023
00	INTERNAL APPROVAL	07-01-2023
Rev	DESCRIPTION	DATE

REMARKS:

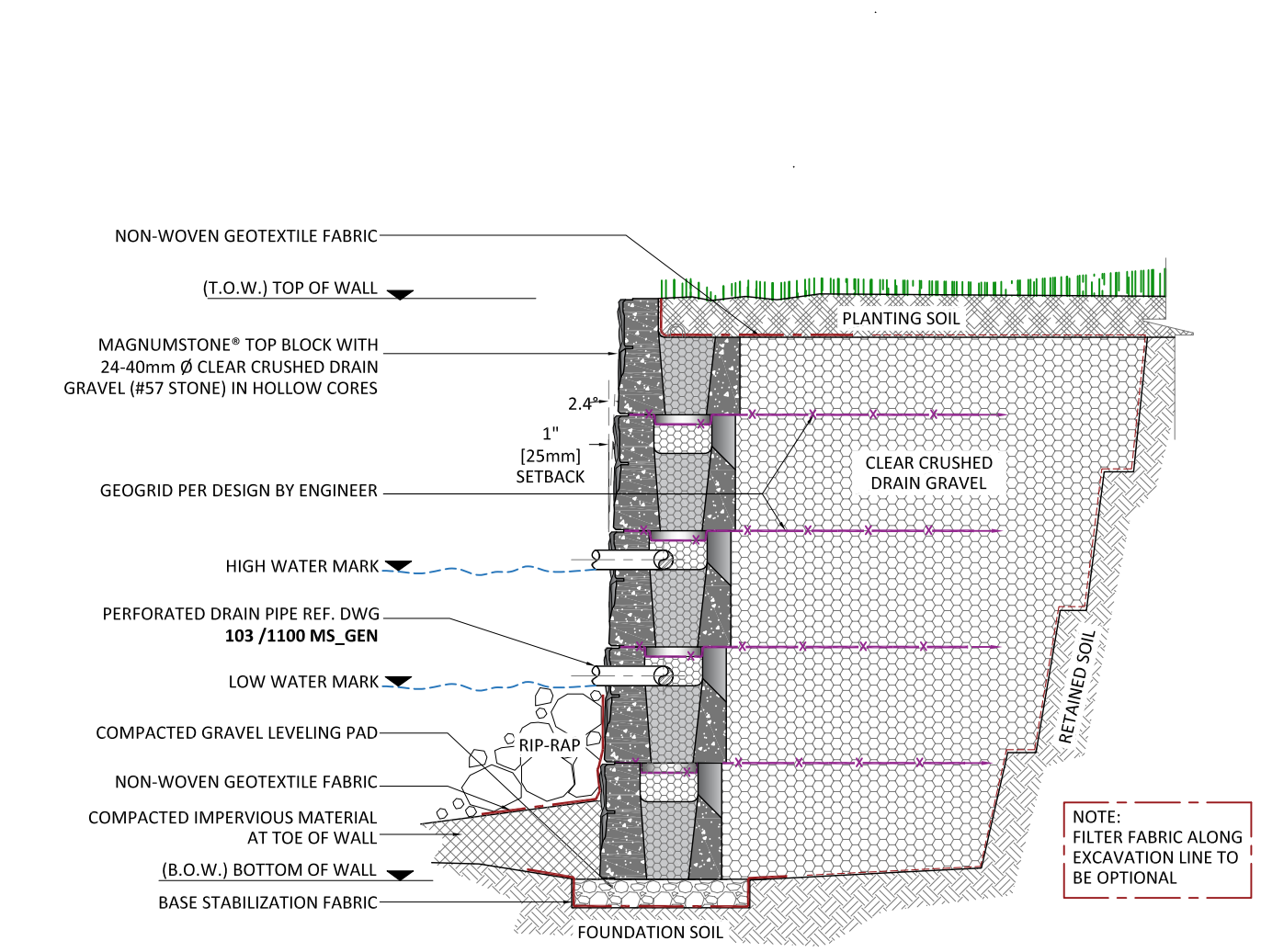
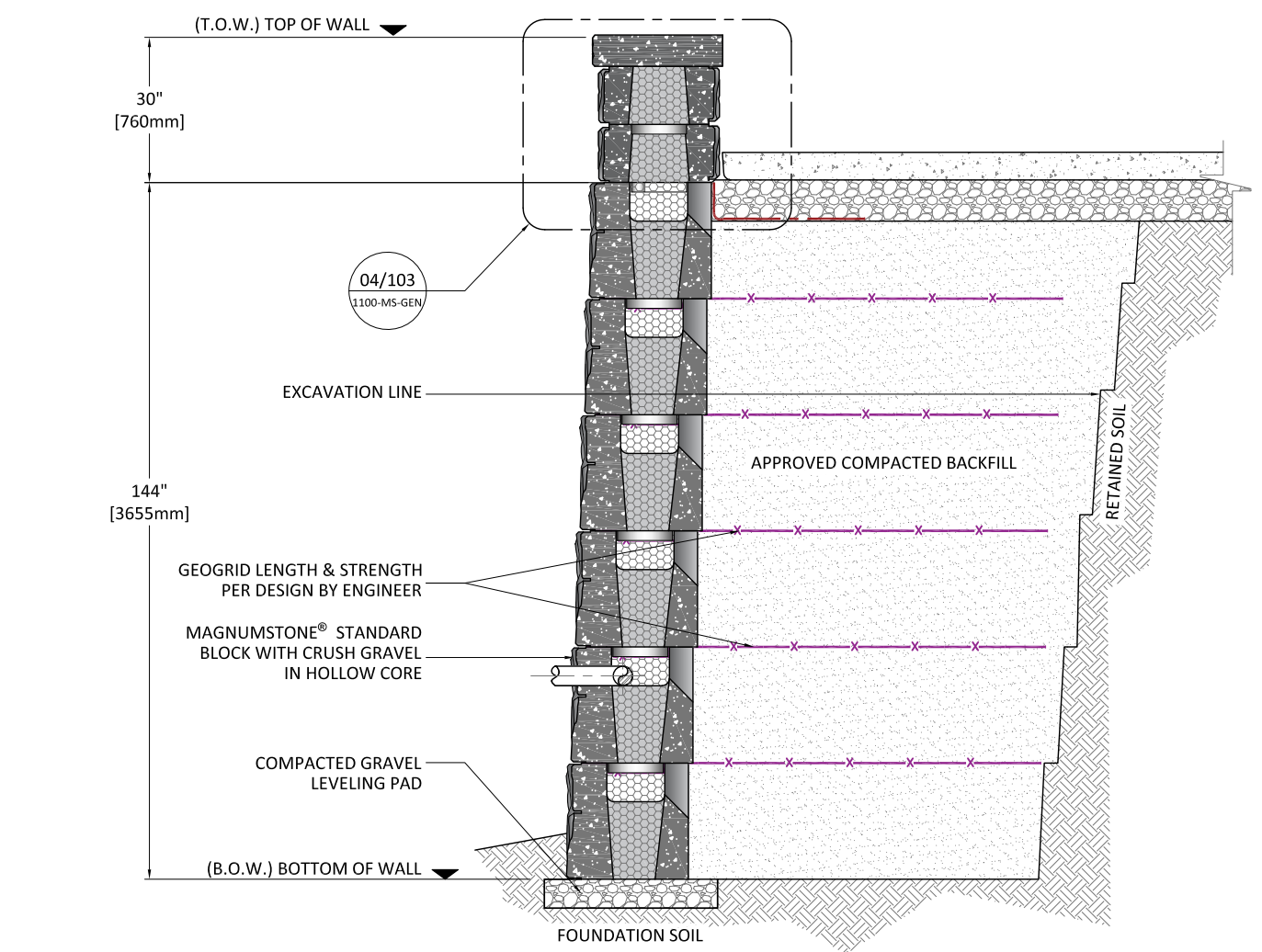
PURPOSE OF ISSUE:

- INFORMATION
- REVIEW / APPROVAL
- PRODUCTION

SHEET CONTENT
MAGNUMSTONE GEOGRID WALL COMMON APPLICATION





SHEET REFERENCE
102
1101-MS-GEO

DRAWING INFORMATION
SCALE: AS INDICATED
PAPER SIZE: 17" WD X 11" HT
PREPARED BY: RM



02 FREESTANDING SEATING WALL ON GEOGRID WALL
SCALE 1 : 50

03 WATER APPLICATION ON GEOGRID WALL
SCALE 1 : 50



GENERAL NOTES:

These drawings are intended solely to act as an aid when designing a wall. This drawing should not be used for final design or construction.

Each site-specific wall should be certified and signed by a registered geotechnical engineer in the State or Province that it is being built.

The accuracy and use of the details in this document are the sole responsibility of the user.

Rev	DESCRIPTION	DATE
01	ADDENDUM INFORMATION	08-10-2023
00	INTERNAL APPROVAL	07-01-2023

REMARKS:

PURPOSE OF ISSUE:

- INFORMATION
- REVIEW / APPROVAL
- PRODUCTION

SHEET CONTENT

**MAGNUMSTONE GEOGRID
RETAINING WALL
PERSPECTIVE**

SHEET REFERENCE

201

1101-MS-GEO

DRAWING INFORMATION

SCALE : AS INDICATED
 PAPER SIZE: 17" WD X 11" HT
 PREPARED BY: RM



MagnumStone
RETAINING WALLS

www.MAGNUMSTONE.com | 1.800.939-9193